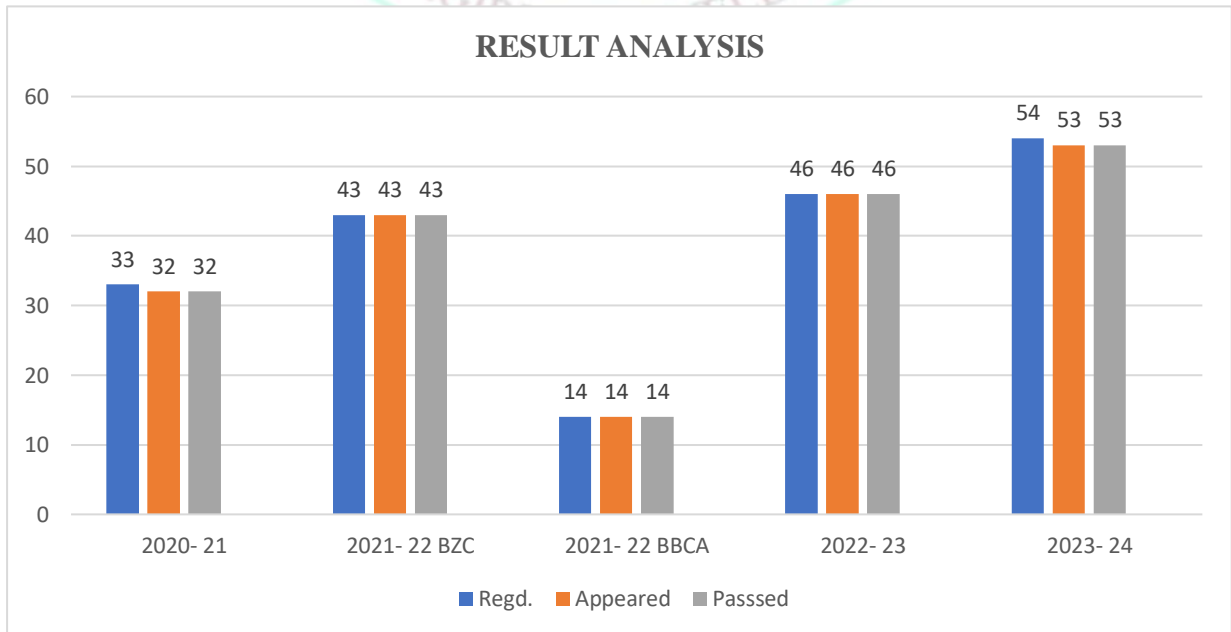


DEPARTMENT OF BOTANY

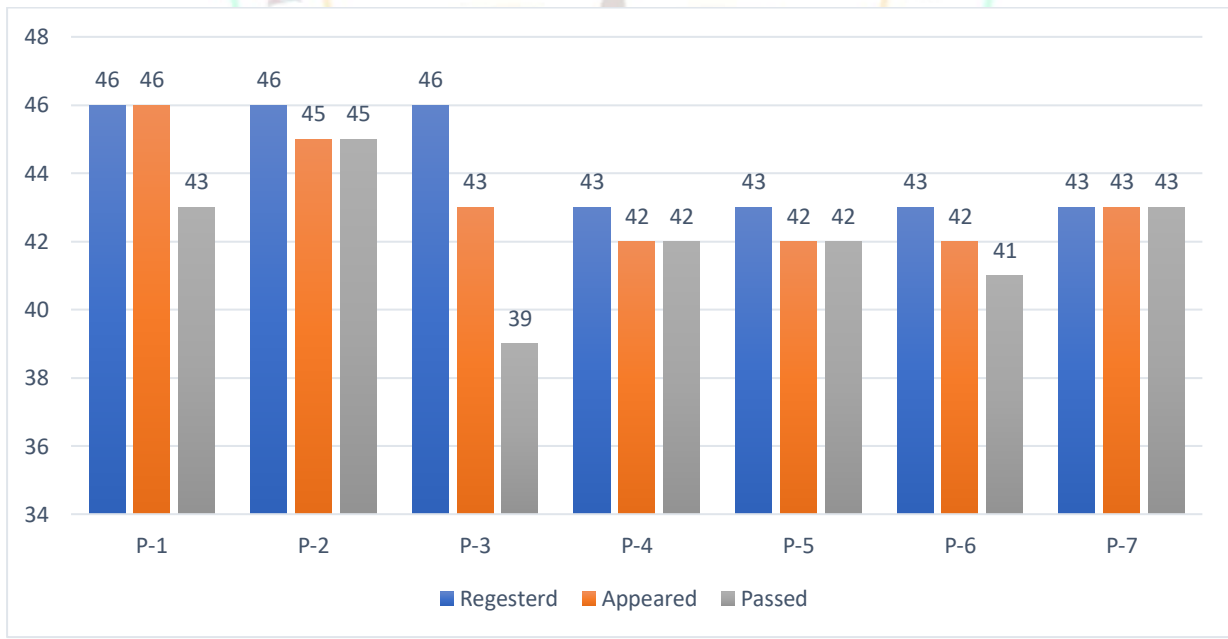
RESULT ANALYSIS (From 2020- 21 to till the date)

Academic year	Group	Paper	No. of Regd. Students	No. of Appeared	No. of Absentees	No. of Passed	Pass percentage
2020- 21	BZC		33	32	01	32	100%
2021- 22	BZC		43	43	NIL	43	100%
	BCCA		14	14	NIL	14	100%
2022- 23	BZC		46	46	NIL	46	100%
2023- 24	BZC		54	53	01	53	100%



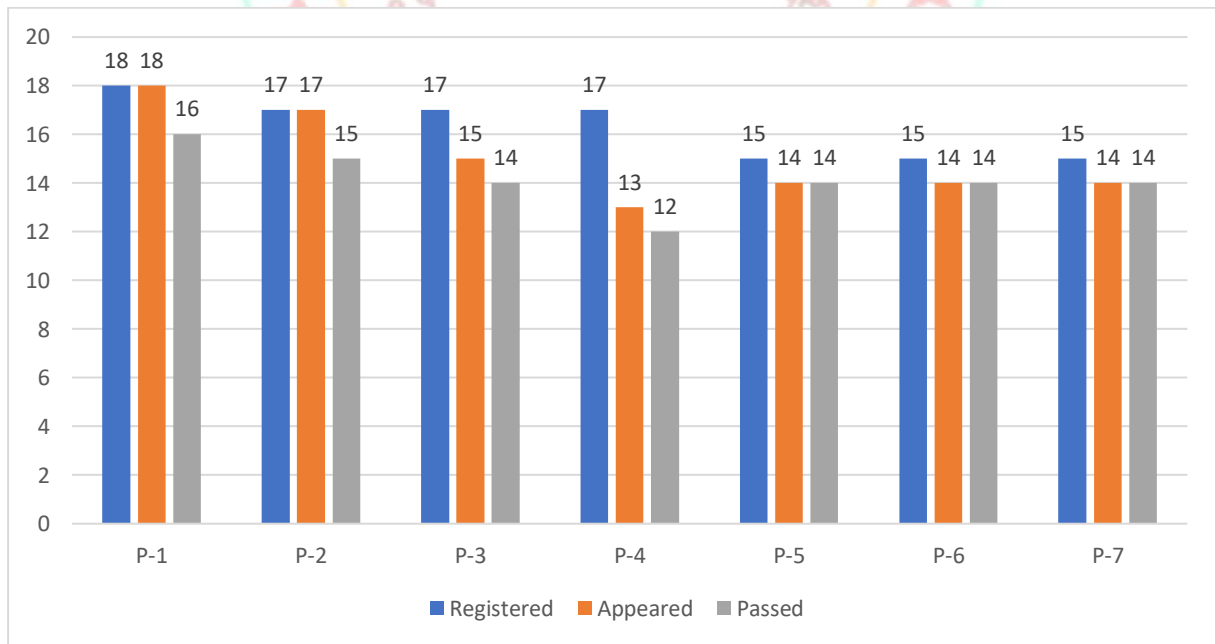
2019- 22 BZC

Semster	Paper	Registered	Appeared	No. of Absentees	No. of Passed	Pass percentage
I	P-1	46	46	00	43	93.47%
II	P-2	46	45	00	45	100%
III	P-3	46	43	03	39	90.69%
IV	P-4	43	42	01	42	100%
V	P-5	43	42	01	42	100%
	P-6	43	42	00	41	97.61%
VI	P-7	43	43	00	43	100%



2019- 22 BCCA

Semster	Paper	Registered	Appeared	No. of Absentees	No. of Passed	Pass percentage
I	P-1	18	18	00	16	88.88%
II	P-2	17	17	00	15	88.23%
III	P-3	17	15	02	14	93.33%
IV	P-4	17	13	04	12	92.30%
V	P-5	15	14	01	14	100%
	P-6	15	14	01	14	100%
VI	P-7	15	14	01	14	100%



2020- 23

Semster	Paper	Registered	Appeared	No. of Absentees	No. of Passed	Pass percentage
I	P-1	64	64	00	49	76.56%
II	P-2	54	52	02	49	90.74%
III	P-3	54	54	00	49	90.74%
IV	P-4	54	53	01	38	71.69%
	P-5	54	52	02	40	76.92%
V	P-6	46	46	00	46	100%
	P-7	46	46	00	46	100%
VI	LIP	46	46	00	46	100%



2022- 25 BZC

Semster	Paper	Registered	Appeared	No. of Absentees	No. of Passed	Pass percentage
I	P-1	50	44	06	37	84.09%
II	P-2	36	36	00	29	80.55%
III	P-3	39	38	01	25	65.78%
IV	P-4	38	38	00	29	76.31%
	P-5	38	38	00	35	92.10%
V	P-6					
	P-7					
VI	LIP					



2022- 25 BCH

Semster	Paper	Registered	Appeared	No. of Absentees	No. of Passed	Pass percentage
I	P-1	22	22	00	21	95.45%
II	P-2	17	17	00	11	64.70%
III	P-3	21	21	00	14	66.67%
IV	P-4	21	21	00	11	52.38%
	P-5	21	21	00	16	76.19%
V	P-6					
	P-7					
VI	LIP					

